

Specification for preparing files for printing

Fabrics for GoFRAME construction

pages 2 - 6

Backlit fabrics (Light Wall)

pages 7 - 14

Sticker, vinyl foil, plotter

pages 15 - 17

+48 791 502 002
+48 791 502 020
+48 797 631 074

contact@stand360
www.stand360.pl
www.go360group.pl

STAND 36 ➔



Fabrics for GoFRAME construction

GO FRAME

+48 791 502 002
+48 791 502 020
+48 797 631 074

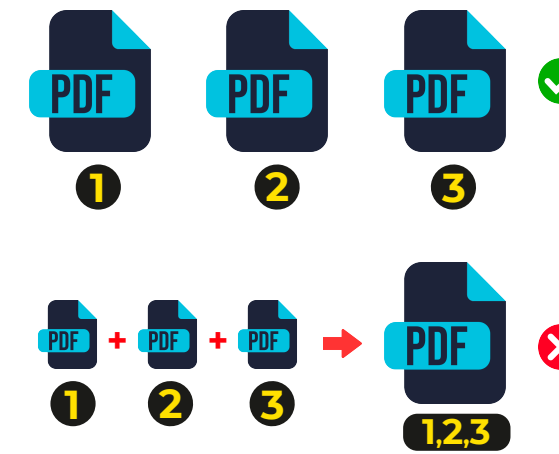
contact@stand360
www.stand360.pl
www.go360group.pl

Technical Information


File type



Separated files



CMYK - deep black



Texts in curves



Scale, weight, and PPI

400 cm > 1:1 400 cm < 1:10
500MB - max

Color mode



File name

It should match the submitted dimension table, including the client's name, assigned number, and scale (if used).

- ✔ Client_2.pdf
- ✔ Client_2_scale1:10.pdf
- ✘ front wall.pdf

Overprint



File delivery

Use external services. instead of an email attachment.

WeTransfer

transfernou

+48 791 502 002
+48 791 502 020
+48 797 631 074

contact@stand360
www.stand360.pl
www.go360group.pl

Uploaded files should be editable (excluding texts).
Do not apply any file locks.



WARNING!

We print fabrics in its full (gross) dimensions, so any additions placed outside the net dimensions will be printed on the graphic. Due to permissible shifts, these elements may become visible. Please do not ignore this information – it will not be subject to complaints.

Additionally, please refrain from placing extra graphic files, elements, or information outside the working area in the file.

no bleeds 

no marks 

File dimension

Add 1.5 cm on each side of the file for fabric hemming, which will be inserted into the side of the frame during fabric stretching over the structure.

Do not place any important graphics in this area, but do not leave it completely without graphics. due to possible shifts, this space may be exposed and visible during fabric display.

We recommend continuing the background in the hemming area.

Example: wall 297.6 x 297.6 cm




Net dimension
visible area
297,6 x 297,6 cm

Gross dimension
required file dimension
300,6 x 300,6 cm


TV on the wall

The TV should be centered evenly in the middle of the frame's width.
Adjust the graphics according to the guidelines below.



Leave 50 cm of space above the TV without any important graphics (text, logos, etc.).

Leave 20 cm of space below the TV without any important graphics (text, logos, etc.).



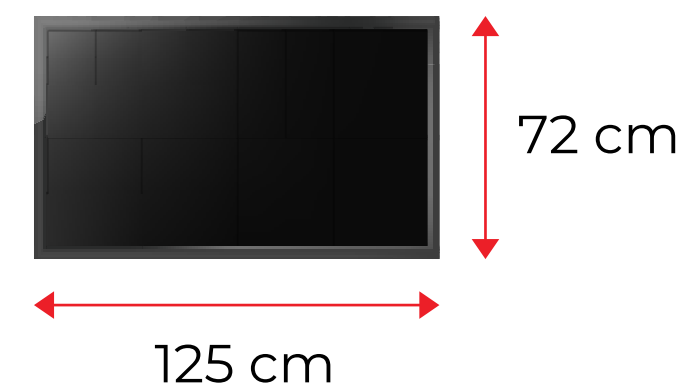
We recommend displaying videos in MP4 format. If you plan to showcase photos, videos, or graphics, please combine them into a single MP4 video file. This will ensure smooth transitions without jumps or delays.

We suggest sending us the MP4 file for review **before the event.**

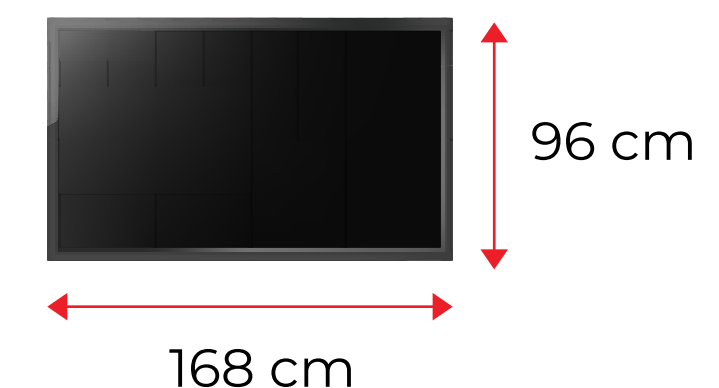
Please note that your USB drive may have compatibility issues with the screen. During installation, there will be no time to resolve such problems.

Approximate
screen dimensions

55"



75"



+48 791 502 002
+48 791 502 020
+48 797 631 074

contact@stand360
www.stand360.pl
www.go360group.pl

Continuation of graphics on wall joins

Do not continue important graphics, text, or logos on adjoining walls.

There is a high risk of unappealing (uneven) graphic joins.

Fabric is a stretchable material. It is recommended to keep important elements 10-20 cm away from the edges.



If you want to continue graphics on wall joins despite the risk, ensure perfectly aligned joins at the **net dimensions**.



well-prepared files
(graphics do not require continuation)



poorly prepared files
(graphics continued between walls)

STAND 36 ↻



Backlit fabrics

LIGHT ↻ WALL

+48 791 502 002
+48 791 502 020
+48 797 631 074

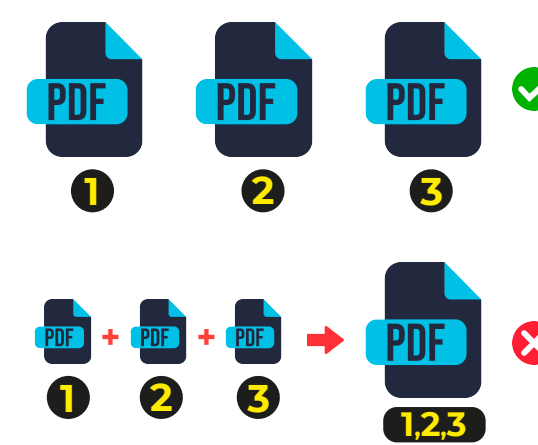
contact@stand360
www.stand360.pl
www.go360group.pl

Informacje techniczne

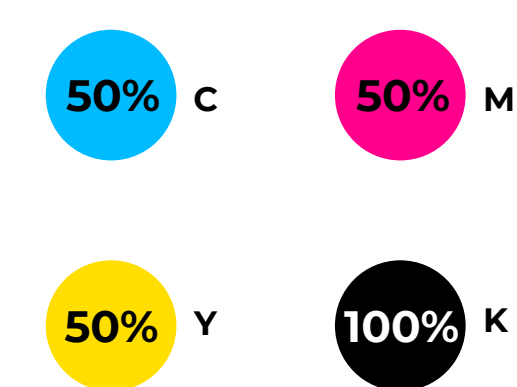
Typ pliku




Odseparowane pliki



CMYK - głęboka czern



Teksty w krzywych



Skala, waga i dpi

400 cm > 1:1 400 cm < 1:10
500MB - max

Tryb kolorystyczny



Nazwa pliku

Powinna być taka jaką narzuca przesłana tabela z wymiarami tzn. musi zawierać nazwę klienta +nadany numer, a także ew. skalę (jeśli była stosowana).

- ✓ Klient_2.pdf
- ✓ Klient_2_skała1:10.pdf
- ✗ ściana front.pdf

Overprint



Wysyłka plików

Użyj zewnętrznych serwisów. zamiast załącznika w mailu.

WeTransfer

Dropbox **Google Drive**

transfernow

Przesłane plik powinny być edytowalne (z wyłączeniem tekstów). Nie należy stosować żadnych blokad plików.

+48 791 502 002
+48 791 502 020
+48 797 631 074

contact@stand360
www.stand360.pl
www.go360group.pl



WARNING!

We print fabrics in its full (gross) dimensions, so any additions placed outside the net dimensions will be printed on the graphic. Due to permissible shifts, these elements may become visible. Please do not ignore this information – it will not be subject to complaints.

Additionally, please refrain from placing extra graphic files, elements, or information outside the working area in the file.

no bleeds 

no marks 


File dimension

Add 3 cm on each side of the file for fabric hemming, which will be inserted into the side of the frame during fabric stretching over the structure.

Do not place any important graphics in this area, but do not leave it completely without graphics. Due to possible shifts, this space may be exposed and visible during fabric display.

We recommend continuing the background in the hemming area.

Example: wall 300 x 300 cm



Net dimension
visible area
300 x 300 cm




Gross dimension
required file dimension
303 x 303 cm

+48 791 502 002
+48 791 502 020
+48 797 631 074

contact@stand360
www.stand360.pl
www.go360group.pl

Color and print saturation

Remember that graphics on a computer screen are backlit.
The fabrics will not be backlit during the display.
Intense colors will draw the most attention from visitors.



Did you know?

Printed fabrics with pastel colors, especially shades of gray, can give the illusion of dirty fabric to some people.

Play it safe with intense colors or classics like white and black.

+48 791 502 002
+48 791 502 020
+48 797 631 074

contact@stand360
www.stand360.pl
www.go360group.pl

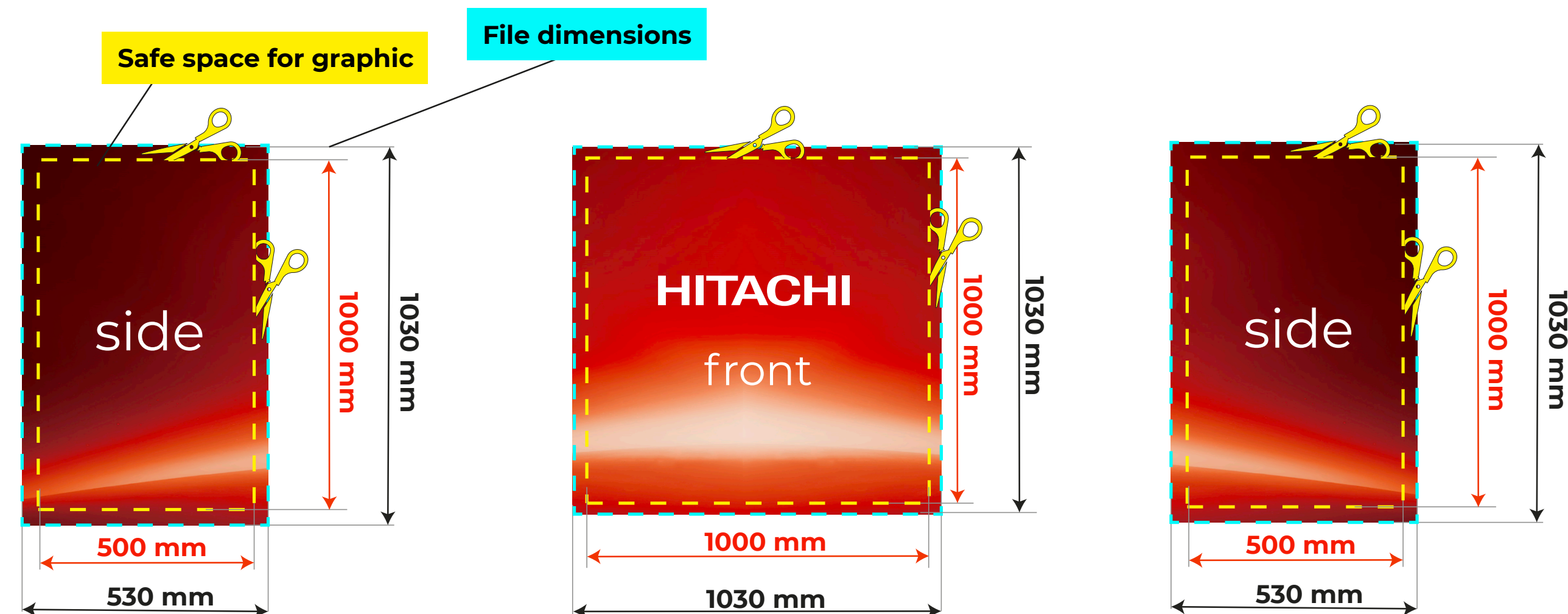
Files for rented LED counters

All three LED-lit counters:

- backlighted fabric counter 100 cm classic / „s”
- backlighted fabric counter 150 cm classic / „s”
- corner led counter + classic / „s”

Please pay attention to which product was included in the Order.
Counters marked with “s” have different side dimensions, so it is essential to prepare the files with the correct measurements

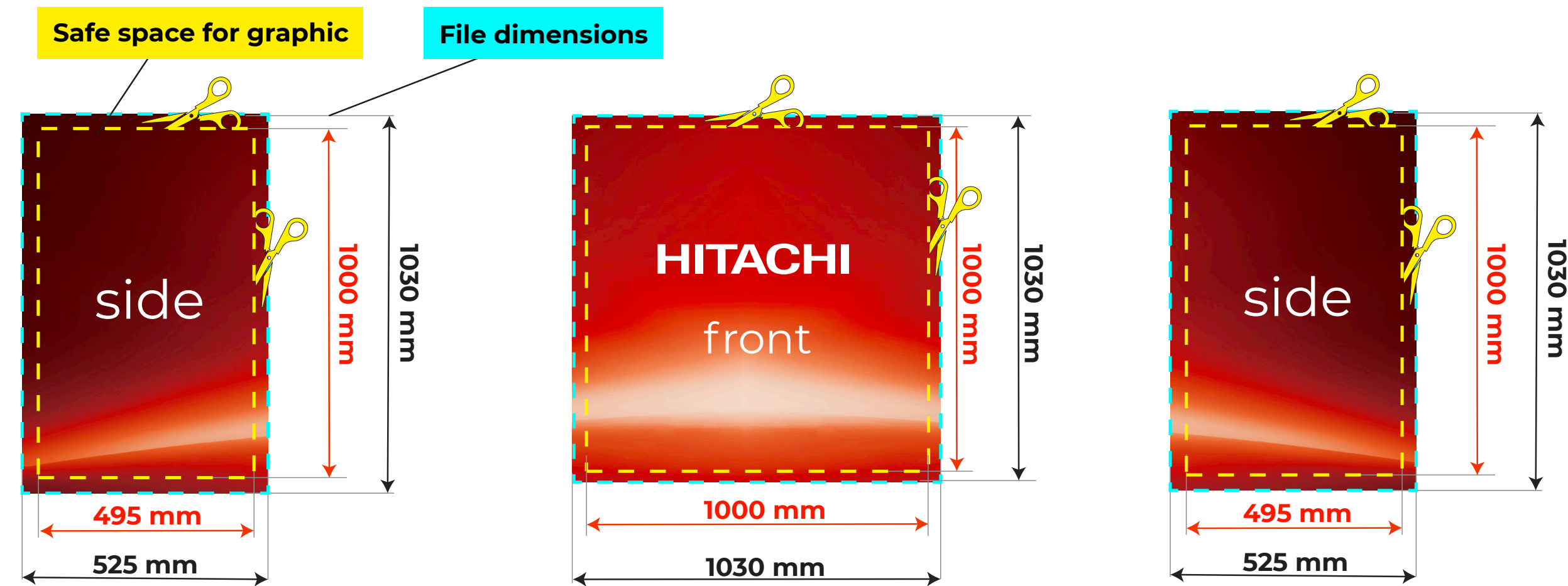
Backlighted fabric counter 100 cm / classic



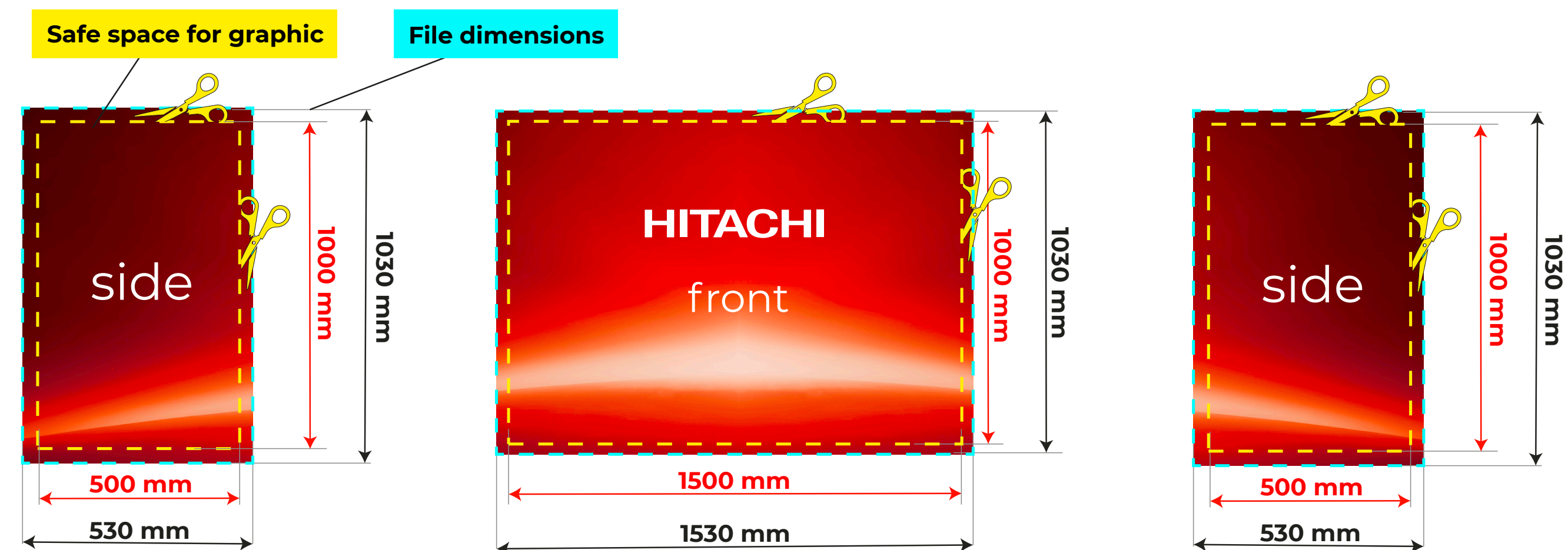
+48 791 502 002
+48 791 502 020
+48 797 631 074

contact@stand360
www.stand360.pl
www.go360group.pl

Backlighted fabric counter 100 cm / „S”



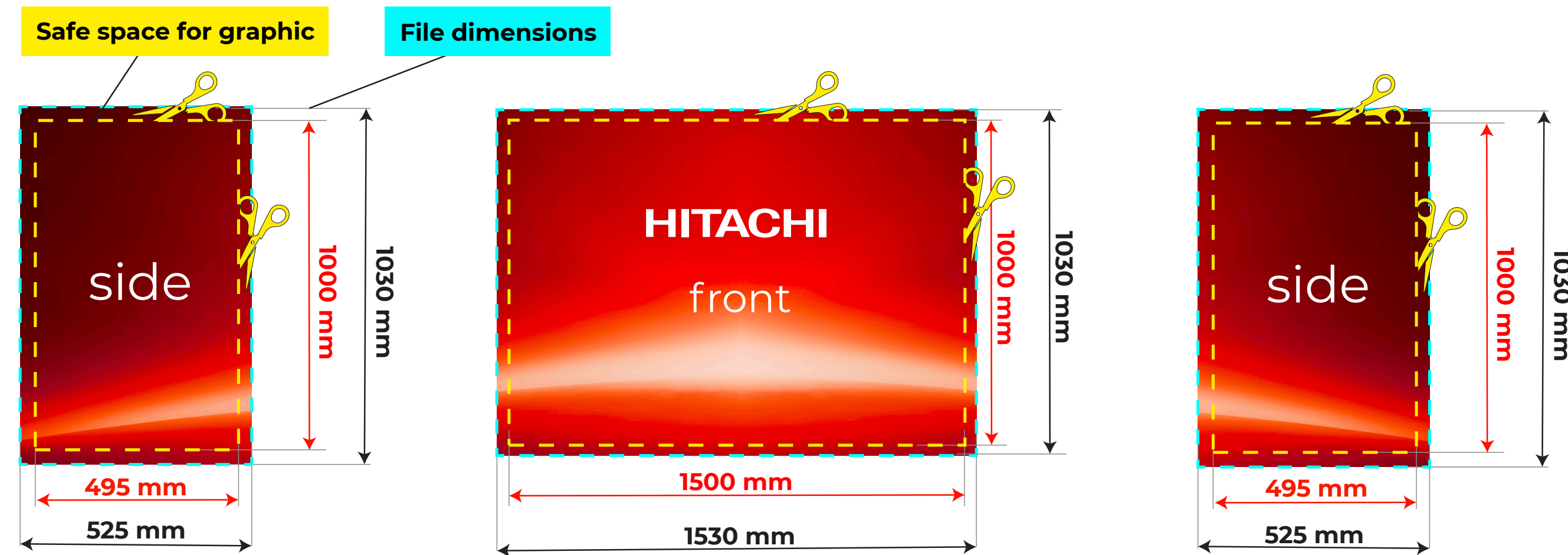
Backlighted fabric counter 150 cm / classic



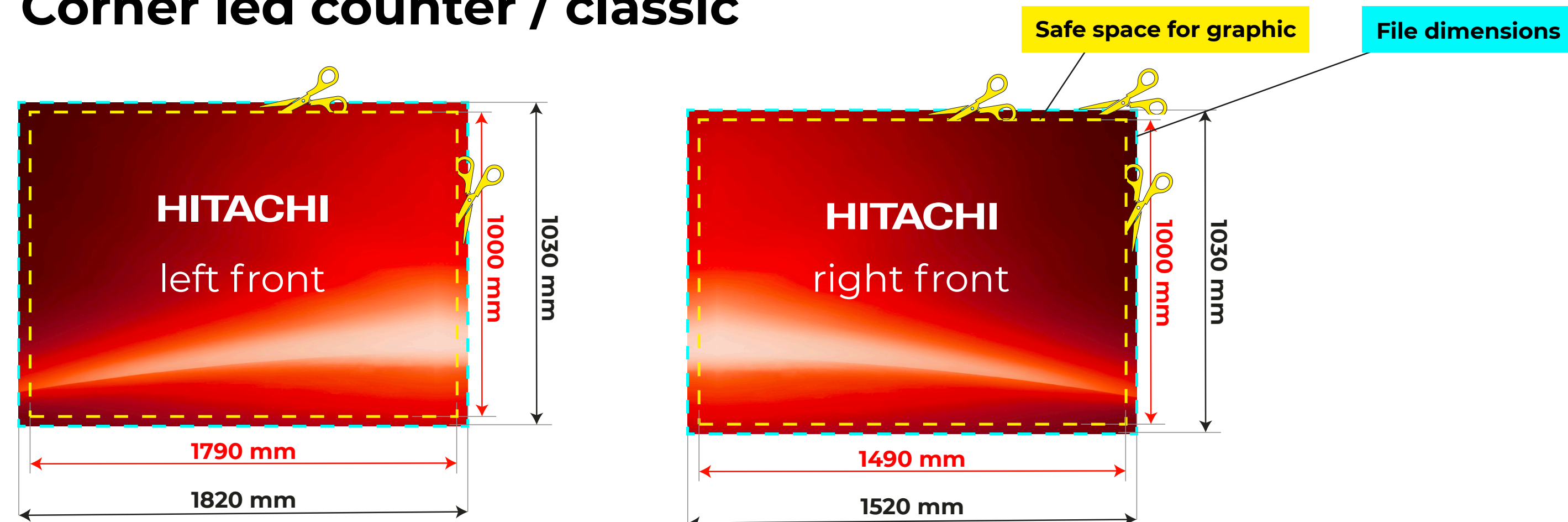
+48 791 502 002
 +48 791 502 020
 +48 797 631 074

contact@stand360
 www.stand360.pl
 www.go360group.pl

Backlighted fabric counter 150 cm / „S”



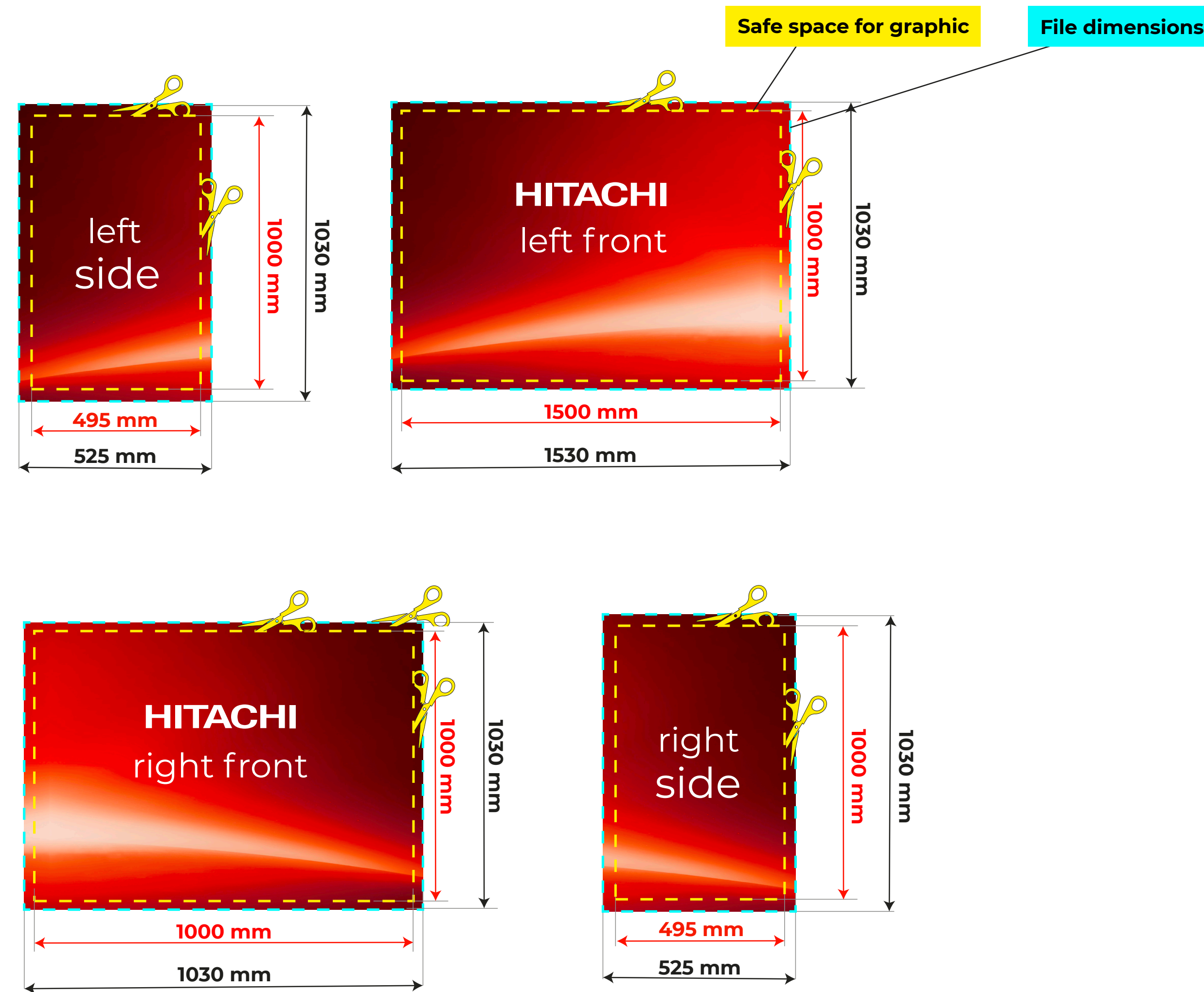
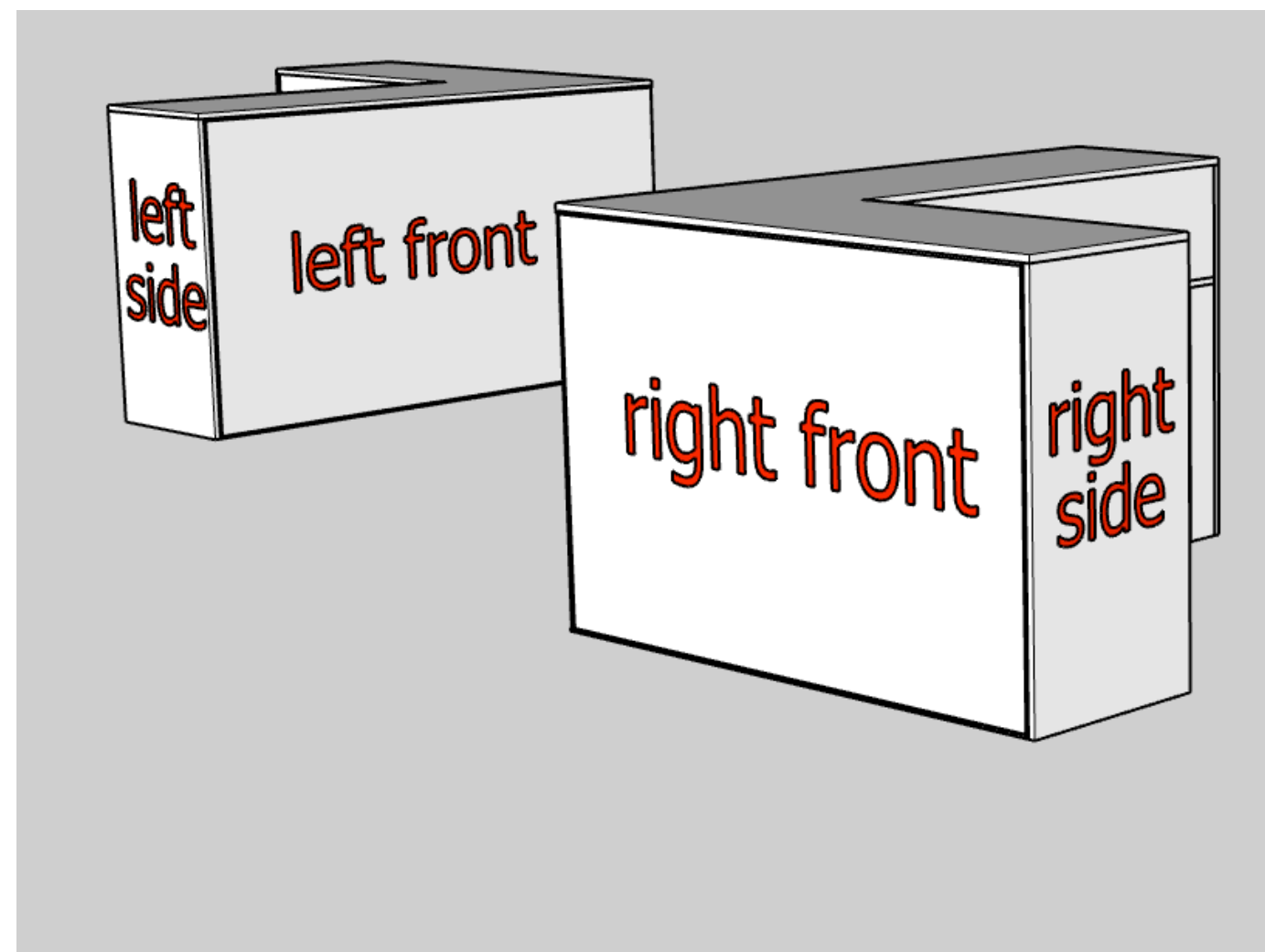
Corner led counter / classic



+48 791 502 002
 +48 791 502 020
 +48 797 631 074

contact@stand360
 www.stand360.pl
 www.go360group.pl

Corner led counter / „S”



+48 791 502 002
+48 791 502 020
+48 797 631 074

contact@stand360
www.stand360.pl
www.go360group.pl



**Sticker,
vinyl foil, plotter**

+48 791 502 002
+48 791 502 020
+48 797 631 074

contact@stand360
www.stand360.pl
www.go360group.pl

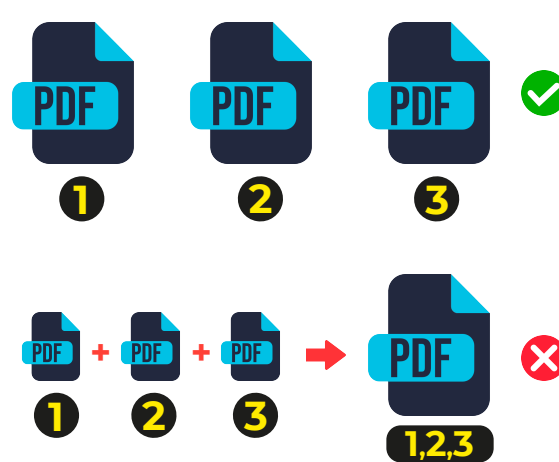
Informacje techniczne

foil

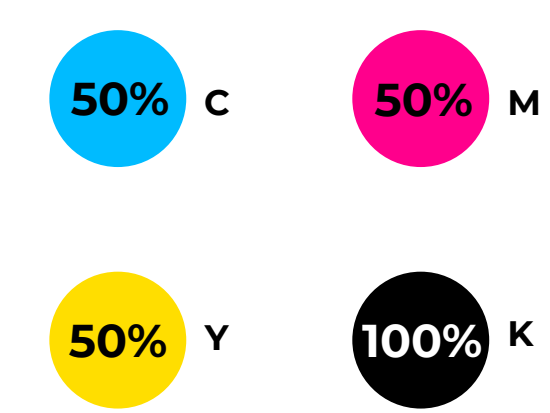
Typ pliku




Odseparowane pliki



CMYK - głęboka czerń



Teksty w krzywych



Skala, waga i dpi

400 cm > 1:1 400 cm < 1:10
500MB - **max**

Tryb kolorystyczny

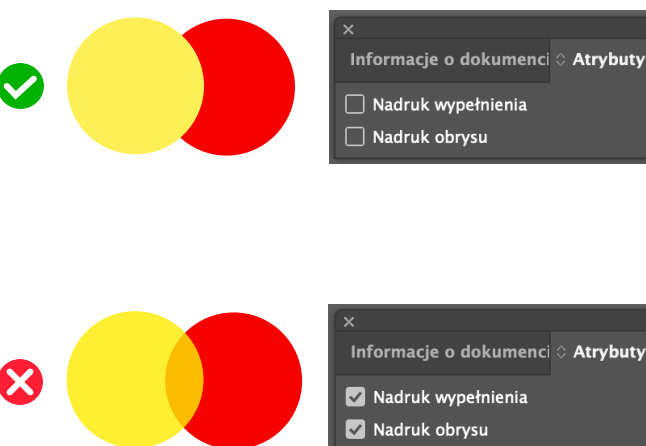


Nazwa pliku

Powinna być taka jaką narzuca przesłana tabela z wymiarami tzn. musi zawierać nazwę klienta + nadany numer, a także ew. skalę (jeśli była stosowana).

- ✓ Klient_2.pdf
- ✓ Klient_2_skala1:10.pdf
- ✗ ściana front.pdf

Overprint



Wysyłka plików

Użyj zewnętrznych serwisów. zamiast załącznika w mailu.

WeTransfer

Dropbox **Google Drive**


transferynow

+48 791 502 002
+48 791 502 020
+48 797 631 074

contact@stand360
www.stand360.pl
www.go360group.pl

Przesłane pliki powinny być edytowalne (z wyłączeniem tekstów).
Nie należy stosować żadnych blokad plików.

Dimensions and bleeds



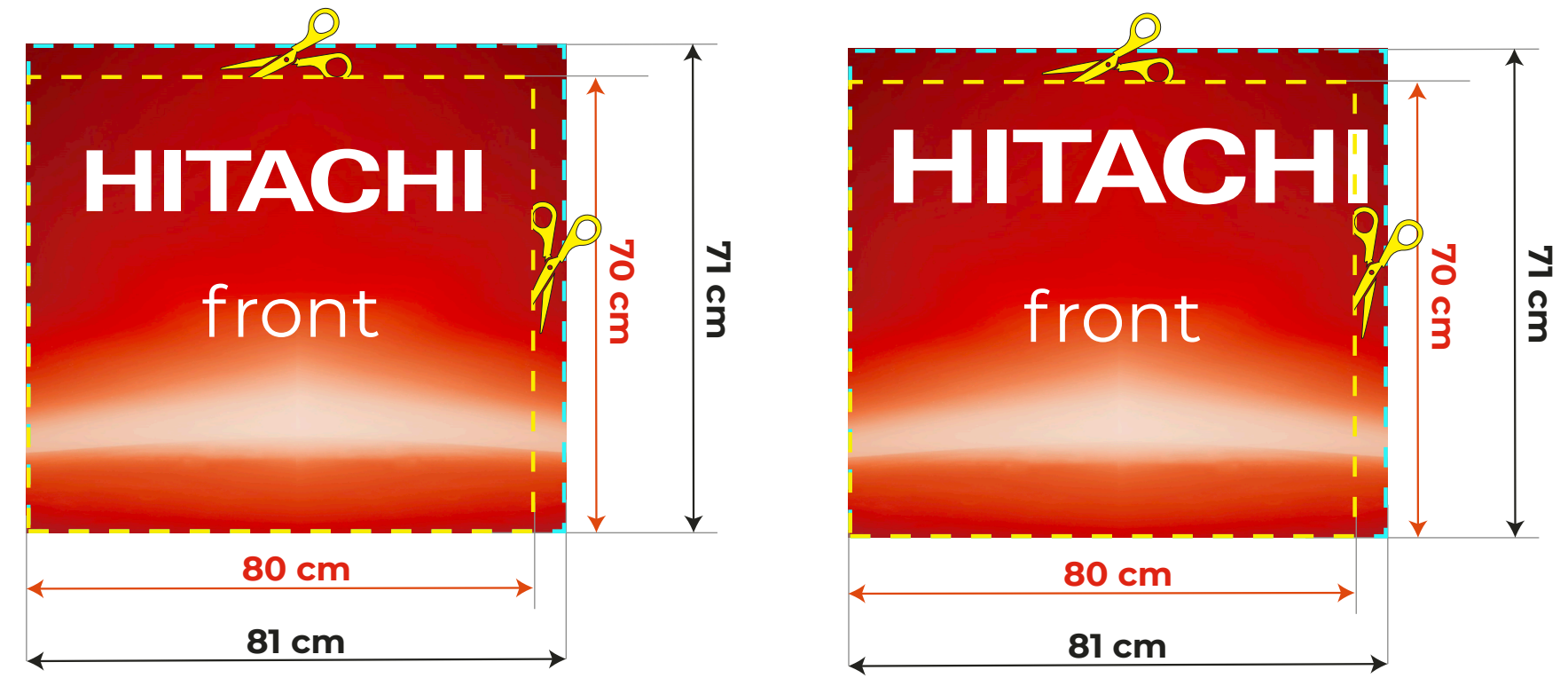
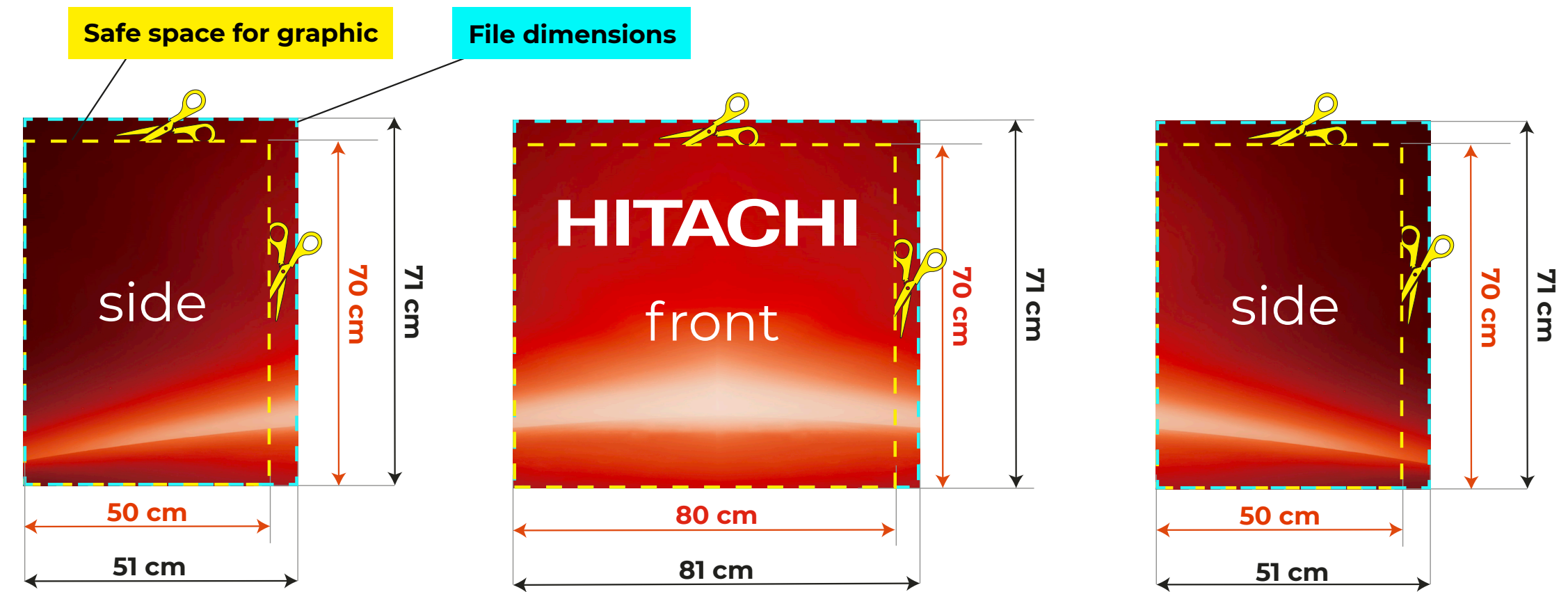
WARNING!

We print stickers in its full (gross) dimensions, so any additions placed outside the net dimensions will be printed on the graphic. Due to permissible shifts, these elements may become visible. Please do not ignore this information – it will not be subject to complaints.

Additionally, please refrain from placing extra graphic files, elements, or information outside the working area in the file.

no bleeds

no marks



Bleeds

Add 1 cm more space at the top and 1 cm on the right side. The added graphics will be cut off and used to adjust the graphic to the display.

We recommend continuing the background graphics in this area.

+48 791 502 002
 +48 791 502 020
 +48 797 631 074

contact@stand360
 www.stand360.pl
 www.go360group.pl

Would you like us to check your graphics?

You can place orders for graphic services directly at graphic@stand360.pl.

As a standard (free) service, we check the external dimensions of the file. If you are unsure about other aspects such as the continuation of graphics between adjoining walls or the appropriate distance of graphics from the edge of the safe area, you can order a paid file check/correction by our graphic designer. However, please note that this does not extend the indicated file submission deadline. If you wish to order graphic services, the files should be sent to us well in advance - the deadline is set individually depending on the number of graphics and elements.

Graphic services pricing

+48 791 502 002
+48 791 502 020
+48 797 631 074

contact@stand360
www.stand360.pl
www.go360group.pl

